

Phonics and Reading in Reception



Floppy's
Phonics



Elston Hall Learning Trust is underpinned by the moral purpose to change lives for the better.
We are committed to maximising the potential for our children, to support and meet their personal needs.
We want to encourage our children to be the best they can be and through learning, believe they can achieve anything.



Aims of today's meeting

- To share our new validated Phonics scheme and our expectations for Reading and Phonics
- To give you a better understanding of Phonics and how we teach it
- To share how you can support your child with their reading at home

Literacy Early Learning Goals

Comprehension

- Demonstrate understanding of what has been read to them by retelling stories and narratives using their own words and recently introduced vocabulary.
- Anticipate (where appropriate) key events in stories.
- Use and understand recently introduced vocabulary during discussions about stories, non-fiction, rhymes and poems and during role play.

Word Reading

- Say a sound for each letter in the alphabet and at least 10 digraphs.
- Read words consistent with their phonic knowledge by sound-blending.
- Read aloud simple sentences and books that are consistent with their phonic knowledge, including some helpful words.

Writing

- Write recognisable letters, most of which are correctly formed.
- Spell words by identifying sounds in them and representing the sounds with a letter or letters.
- Write simple phrases and sentences that can be read by others.




Phonics is the teaching of reading by developing awareness of the sounds in words and the corresponding letters are used to represent those sounds.

It develops children's awareness of phonemes – the ability to hear, recognise and use sounds within words.

It includes the characters of the Robinson family which engages children in their phonics learning, as well as vocabulary and comprehension.

During their journey through Reception and Key Stage 1, they are taught 44 phonemes (sounds) that make up all the sounds required for reading and spelling.



Terminology – A Quick Guide

- **Phonemes** – Any one of the 44 **sounds** which make up words in the English language
- **Graphemes** - How a phoneme is written down. There can be more than one way to spell a phoneme.



- **Digraph** – When two letters make one sound – d-u-ck
- **Trigraph** – When three letters make one sound – n-igh-t
- **Helpful Words**– words that are read by sight – ‘the’, ‘he’, ‘she’ etc.
(also referred to as Common Exception Words, tricky words etc)

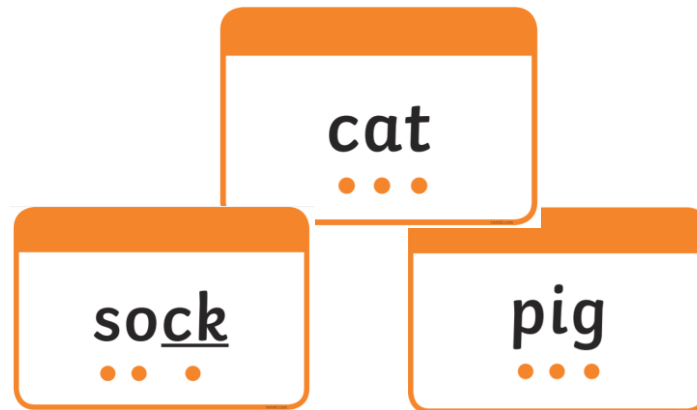

Learning to Read

Segmenting

Breaking a word into sounds in order to read or spell it.

Blending

Putting the sounds together in order to read it.



Reading at School



- 2 Daily Phonics lessons
- Through the Floppy's Phonics scheme, we teach phonemes and graphemes using simple songs and actions.
- Model the correct pronunciation of the phoneme, reading the grapheme within words as well as forming it
- Children will learn initial sounds, then learn to blend them together to form words and sentences.
- Weekly 1:1 reading, regular story times, learning linked to key texts

Reading at Home

Your child will have:

- A Reading Diary – parents are encouraged to share their child's progress within reading at home inside the diary.
- School reading books to share pictures, sounds and words that support articulating the phonemes.
- Children will be provided with reading books that contains the phonemes that have been taught that week in Phonics.
- Parents are encouraged to hear their child regularly read at home. See inside cover of reading books for further support.
- Termly Helpful Words to learn and children are encouraged to practise reading by sight at home.

Your child's reading pack should be brought to school every day. Staff will hear children read throughout the week and will change reading books when they are reading fluently.




Learning to Read

How can you help your child?

- Use pure sounds
- Look for digraphs and sound out words.
- Use 'phoneme fingers' to spell.
- Share their reading books regularly.
- Practise helpful words.

Read to your child as much as you can to develop a love for reading!



Phonics at Home

Select the audio buttons to listen to the words. Select the letters to watch how they are formed. Select Chip, Floppy and the word list and complete the activities.

Level 1+: Book 2



1

D d

2



dog

3

dip
and
sad
damp

4



s a t p i n m d

5



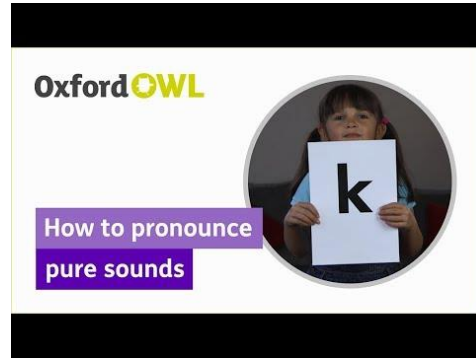
6

7

Phonics at Home



www.oxfordowl.co.uk



PhonicsPlay.co.uk



Letters and Sounds

