

# Tuesday 21<sup>st</sup> April Year 3 Writing

Note: You don't need to print these pages to complete the work.  
Save your ink!



We are really enjoying seeing the pictures and messages sent in to our Twitter Page and School emails.

Please label these Y3 so we can make sure the Y3 staff see them.

It is lovely to see so many of you learning at home, and sharing this with us - we miss you all and can't wait to get back into school with you.



Best wishes  
The Y3 team

@elstonhallsch  
@palmerscrosssch  
@edwardeldersch  
@GoldthornPark



# Warm up - spellings

We are going to start with a quick spelling warm up.

On the following slides you will see some sentences with words from the Year 3 and 4 spelling list.

The spelling mistakes has been circled in activity 1 and as a challenge you need to find the spelling mistake in activity 2.

## STL:

- ✓ Read the sentence.
- ✓ Look/find the spelling mistake.
- ✓ Correct the spelling - tell an adult or write it down.
- ✓ Check the spelling.
- ✓ Practise the correct spelling.

Good luck



# Warm up - Activity 1

## Correct.

1. The three little pigs began to **(bild)** their houses.
2. I can't **(disside)** whether to have the pepperoni or ham pizza.
3. My brother thought it was too **(erlie)** to get up for school.
4. "Get into a **(groop)** of four," said my teacher.
5. Dad rode his **(bisikle)** to work.
6. The letter did not have the right **(adres)** on it.
7. Jane lives in the house **(oposit)** Harry.
8. Ben **(thort)** it was time to go to bed.



# Warm up - Activity 2

## Find and correct.

1. Lily's birthday is in Februry.
2. The doctor gave the girl some medisin to make her feel better.
3. The class really enjoyed the science expirimint.
4. What hite is Dad compared to Mike?
5. 100 years is the same as a sentuary.
6. That scarf is difrent to that one!
7. Kim went to the librie and got four books out.
8. It's not posibil.



# Warm up - Activity 1

## Answers

1. The three little pigs began to **build** their houses.
2. I can't **decide** whether to have the pepperoni or ham pizza.
3. My brother thought it was too **early** to get up for school.
4. "Get into a **group** of four," said my teacher.
5. Dad rode his **bicycle** to work.
6. The letter did not have the right **address** on it.
7. Jane lives in the house **opposite** Harry.
8. Ben **thought** it was time to go to bed.

build
decide
early
group
bicycle
address
opposite
thought

# Warm up - Activity 2

## Answers.

1. Lily's birthday is in **Februry**.
2. The doctor gave the girl some **medisin** to make her feel better.
3. The class really enjoyed the science **expirimint**.
4. What **hite** is Dad compared to Mike?
5. 100 years is the same as a **sentuary**.
6. That scarf is **difrent** to that one!
7. Kim went to the **librie** and got four books out.
8. It's not **posibil**.

February

medicine

experiment

height

century

different

library


possible

**Well done**





# Letter Writing



# People who help us

Think about all the people who are helping us at the moment.

What are they doing to help us?



# Did you think of any more?





We would like you to write a letter to say



Think about who you going to write to?

Who will be your audience?

# Note making

You will need to make some notes before you start.

Think about:

- Why you are writing the letter?
- What do you think the person or group are doing that is amazing?

# Using your notes

It is now time to write to the person or group of people you wish to thank.

Use the following slides to see how to set out your letter.



Oak Tree House  
Norwich Road  
Sweffam  
Norfolk  
5th November, 1922

Dear Howard,

We loved getting your last letter from Cairo because it's great hearing what you've been up to.

It sounds incredible to be in Egypt hunting for all those fabulously beautiful artefacts. When we showed our friend Ada a picture from the newspaper of what you're doing, she said, "Ooh, I wish I was there too!"

All the family is excited to see what miraculous treasures you unearth in Luxor. Or maybe I should say un-sand? Ha ha! I've got a little bet on that there'll be several ounces of gold and I don't want to be disappointed!

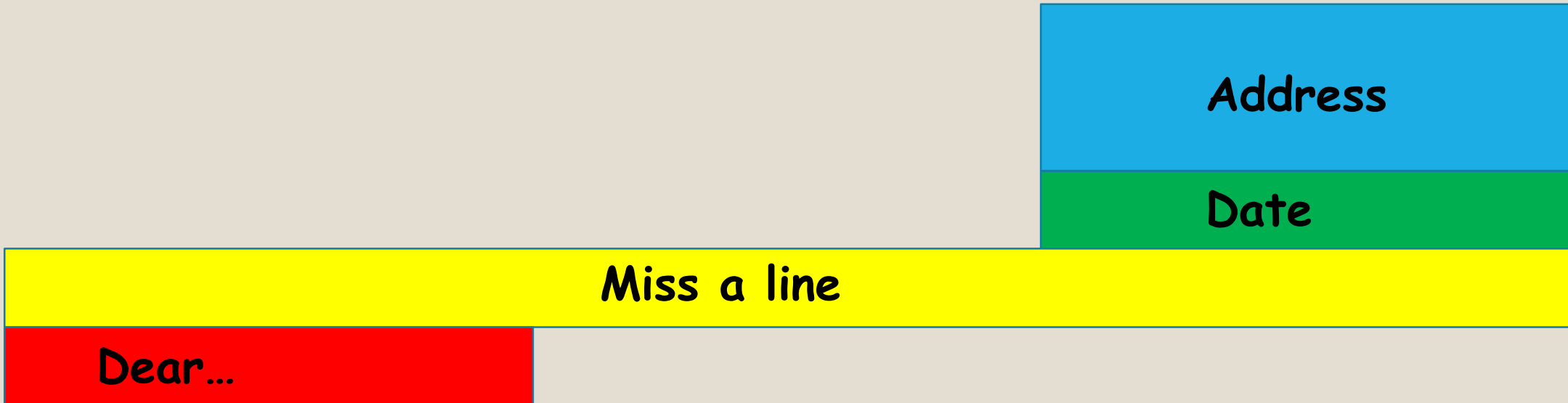
I'm sending some new handkerchiefs with this note because I just bet you've lost yours again! It must get sweltering there as well so they'll certainly come in handy for wiping your face!

We're so looking forward to hearing more of your news soon, and good luck searching for your 'old pal' King Tutankhamun.

Lots of love,  
Aunty Vera X

# Starting off your letter

- School address on the top right hand side of the paper.
- Date
- Dear ... (Sir or Madam or the actual name of the person)



# First paragraph

- Why are you writing to this person or group of people?

I am writing to you to say thank you for ...

- Explain who YOU are (first name only)

My name is ...

Dear...

Miss a line

First paragraph



# Second paragraph

This is the main section of your letter and you can split this into as many paragraphs as you like.

- Explain to the person why you want to thank them and why you think they are doing an amazing job helping others at this time.

First paragraph

Miss a line

Second paragraph

# Final paragraph

- Thank them again and wish them well.

Thank you once again for everything that you are doing at this time. Take care and stay safe.

Second/ third paragraph

Miss a line

Final paragraph

# Closing

- If you started with Sir or Madam close with -  
**Yours faithfully.**
- If you started with the name of the person close with -  
**Yours sincerely.**

Final paragraph

Miss a line

Closing line

# Check

Read through your letter and check you have spelt and punctuated your learning correctly.



Why don't you send your letter to the person/group you have written to, I'm sure they would love to read it. Or you could email it to school and we will pass it on for you. 😊




[edwardtheelderprimaryschool@wolverhampton.gov.uk](mailto:edwardtheelderprimaryschool@wolverhampton.gov.uk)



[elstonhallprimaryschool@wolverhampton.gov.uk](mailto:elstonhallprimaryschool@wolverhampton.gov.uk)



[Office@Goldthornpark.co.uk](mailto:Office@Goldthornpark.co.uk)



[palmerscrossprimaryschool@wolverhampton.gov.uk](mailto:palmerscrossprimaryschool@wolverhampton.gov.uk)

